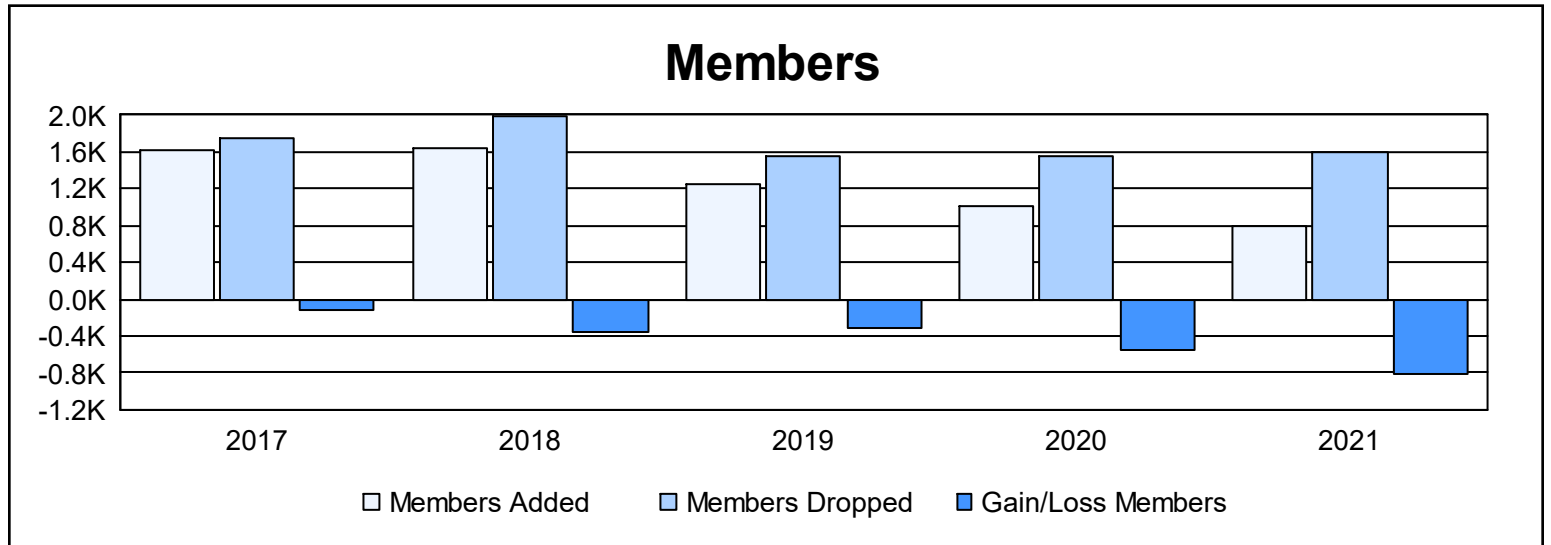
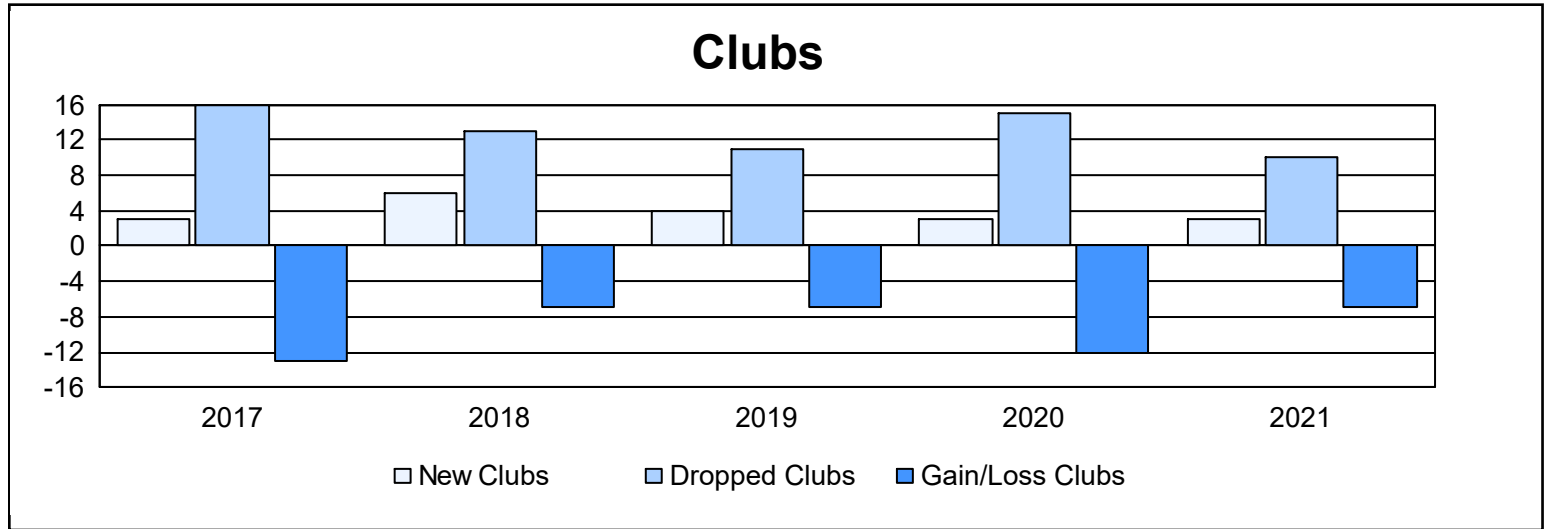
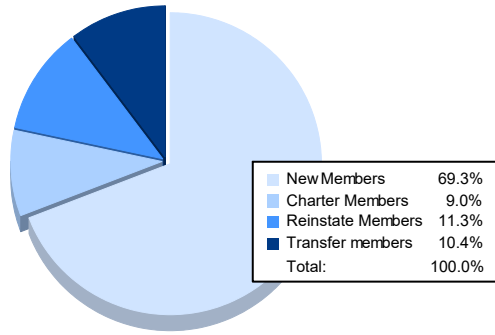


| Year | New Clubs | Dropped Clubs | Gain/ Loss Clubs | New Members | Charter Members | Reinstate Members | Transfer Members | Total Member Added | Total Members Dropped | Gain/ Loss Members |
|----------------|-----------|---------------|------------------|-------------|-----------------|-------------------|------------------|--------------------|-----------------------|--------------------|
| 2016-2017 | 3 | 16 | -13 | 1,320 | 103 | 71 | 133 | 1,627 | 1,745 | -118 |
| 2017-2018 | 6 | 13 | -7 | 1,283 | 169 | 73 | 114 | 1,639 | 1,988 | -349 |
| 2018-2019 | 4 | 11 | -7 | 930 | 125 | 102 | 83 | 1,240 | 1,548 | -308 |
| 2019-2020 | 3 | 15 | -12 | 778 | 79 | 75 | 86 | 1,018 | 1,562 | -544 |
| 2020-2021 | 3 | 10 | -7 | 552 | 72 | 90 | 83 | 797 | 1,601 | -804 |
| Average | 4 | 13 | -9 | 973 | 110 | 82 | 100 | 1,264 | 1,689 | -425 |



Membership Composition June 2021 Cumulative



Gender Composition June 2021 Cumulative

